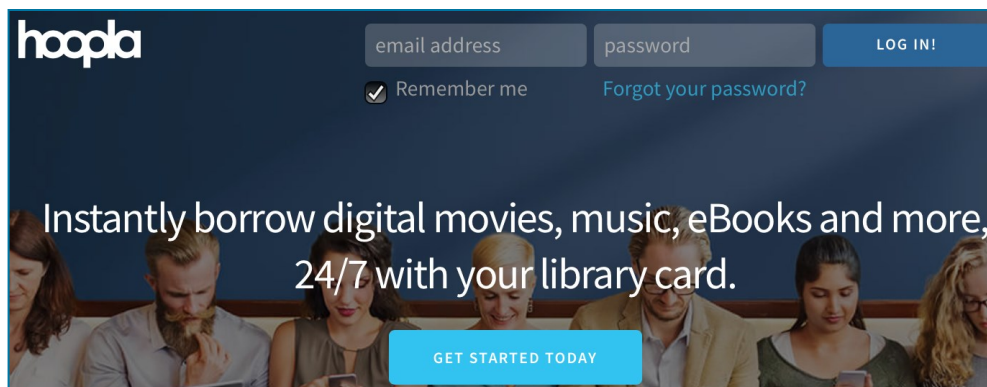


Borrow Music, TV Shows, Movies,  
Comics, eBooks & Audiobooks

## What You'll Need

- Your library card
- An up to date browser
- A hoopla account to browse, checkout, read, listen and watch
- Optional: The hoopla app for your [iOS](#) or [Android](#) device



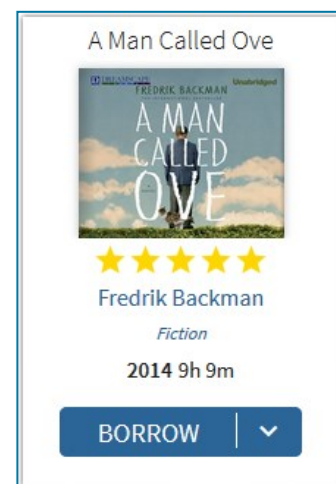
Using your mobile device? Flip this handout over for app instructions and frequently asked questions!

## Getting Started

1. To create an account, go to [hoopladigital.com](http://hoopladigital.com) and click **Get Started**.
2. Enter your email address and create a password then click **Next**.
  - **Please note:** Each account requires a separate email address; for example, if you have a hoopla account through another library, or if your family usually shares an email, you will need to use or create a different email account.
3. Select **Portsmouth Public Library**, or, if you do not see it listed, use the search bar to search for Portsmouth. Click **Next**.
4. Enter your library card number. Click **Next**, and confirm your account on the next two screens.

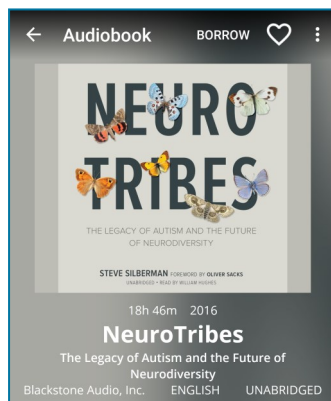
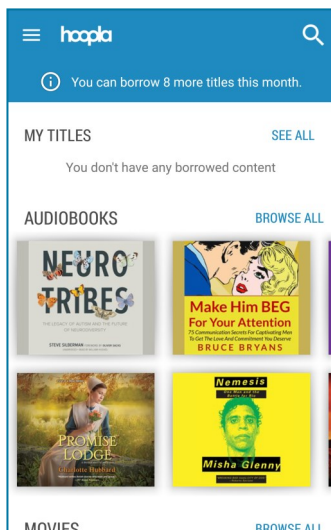
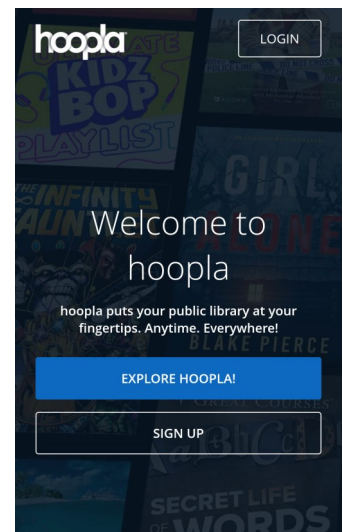
## Checking Out


5. You are now set up to browse, check out and enjoy music, TV shows, movies, comics, ebooks and audiobooks. Portsmouth cardholders get **four** borrows per month.
  - eBooks, audiobooks and comics are available for 21 days after borrowing
  - Music albums are available for seven days
  - TV and movies are available for three days (72 hours)
6. To borrow a title or read more about it, click on the cover image, then click the blue **Borrow** button.
7. You can start reading, listening or watching immediately, and the title will appear under **My Hoopla** at the top of the page until its expiration date.



# Hoopla on Your Phone or Tablet

1. Download the hoopla app from the [Apple App Store](#), the [Google Play Store](#) or the [Amazon Appstore](#).
2. If you have already created an account, simply tap [Login](#) and enter your email and password.
  - If you have not already created an account, tap [Sign Up](#) and select Portsmouth Public Library from the list of libraries, enter your email address, create a password, and enter your library card number.
3. You are now able to browse, check out and download music, TV shows, movies, comics, ebooks and audiobooks right in the app.



4. To learn more about or to borrow a title, tap the cover image.
5. From this page, you can [Borrow](#) the title, [Favorite](#)  it to come back to later, or [Share](#) a link to the title in hoopla with your friends and family.
6. Once you borrow a title, it will appear under [My Hoopla](#) or [Home](#) until its expiration date, and you can read, watch, or listen in the app.
7. In the app, you have the option to stream borrowed titles over a wireless connection or using your data, or to download the title to listen or watch offline. eBooks and comics will automatically download.

## Frequently Asked Questions

### *How many checkouts per month do I get?*

Portsmouth Public Library cardholders get four checkouts per month, everything from episodes of your favorite show to the newest best-sellers.

### *Do I need to return the titles I check out? Are there late fees?*

No and no! The titles you check out will be automatically returned at the end of the lending period, eliminating any worry about fines. You can return titles early to keep yourself organized, however this will *not* allow you to check out more titles before the monthly limit is reset.

### *When do my checkouts expire? When does my monthly checkout limit reset?*

Your checkouts automatically expire at 7:00 PM EST on the day they are "due." Your monthly checkout limit resets at 12:01 AM on the first day of the new month.

### *Can I download borrowed titles to my computer?*

No, titles may only be downloaded for offline use in the mobile app. On a computer, you can read, watch or listen right in the browser.

### *Do I have to wait for the best titles to be available?*

No! Titles on hoopla are always available.

### *Do I need to download anything to read, watch or listen to my borrowed titles?*

On your phone or tablet, all you need is the app. On your computer, make sure you are using the latest version of [Google Chrome](#), [Mozilla Firefox](#), [Microsoft Edge](#), or [Safari](#). After borrowing, just click play!

## Help!

- Visit [cityofportsmouth.com/library/hoopla](http://cityofportsmouth.com/library/hoopla) for more info
- Read the full hoopla FAQ at [hoopladigital.com/faq](http://hoopladigital.com/faq)
- Call our [Reference Desk](#) at (603) 766-1720

cityofportsmouth.com/library  
175 Parrott Avenue  
Portsmouth, NH 03801  
(603) 427-1540

